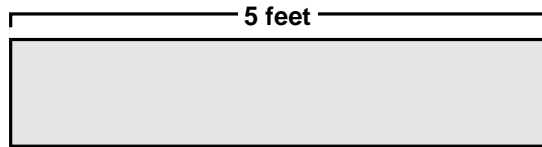


Zapato Productions Intradimensional presents...

Aluminum Foil Deflector Beanie

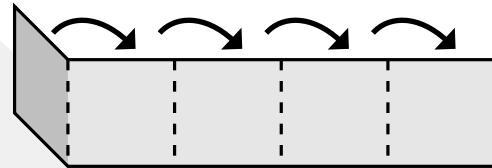
The Practical Alternative To Mind Control

ZPI QwickGuide™: 7 STEPS TO MENTAL FREEDOM



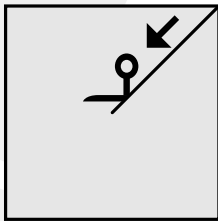
1

Get a 1x5 foot sheet of aluminum foil.



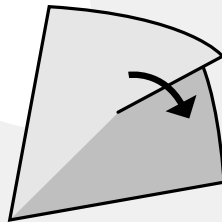
2

Fold the sheet over the dull side four equal times to produce a 1x1 foot square, shiny on each side.



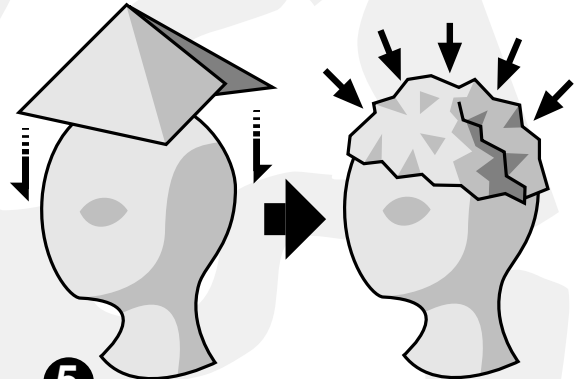
3

Use scissors to cut from one corner of the square to the center along a straight line.



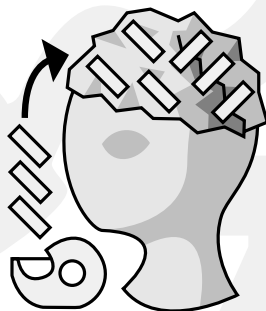
4

Bend the foil from one side of the cut under the other, making a slight cone.



5

Place the cone on your head and squash the top and sides so it fits snugly.



6

Apply household tape liberally, making sure to secure the cut and any formfitting creases made in step 5.



7

Use more tape to secure the AFDB to your cranium.

